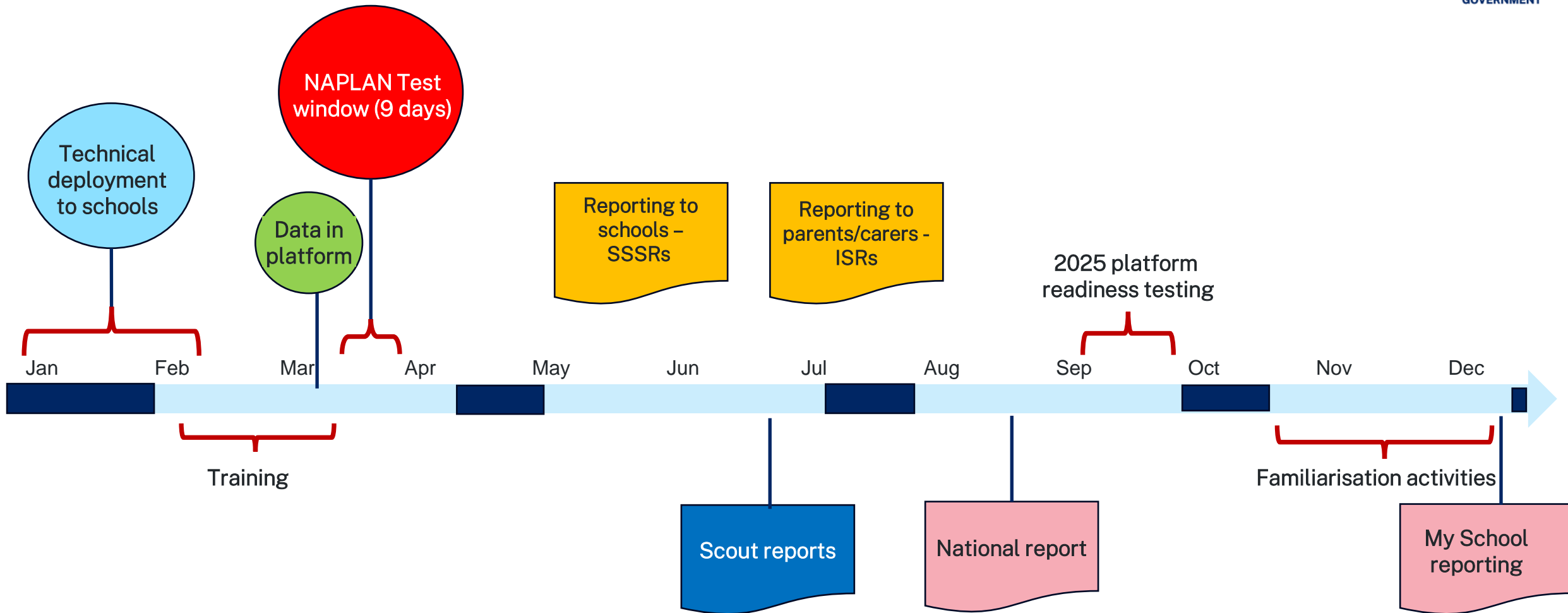
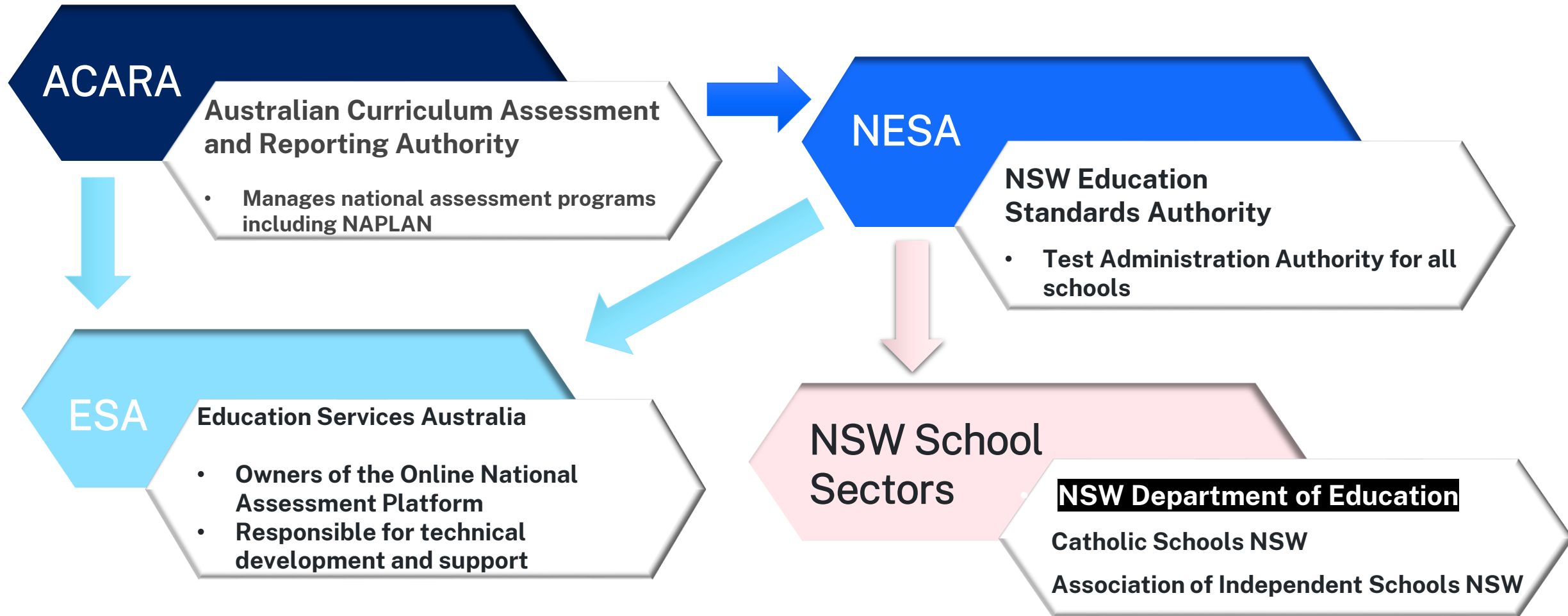


# NAPLAN 2024 – Timeline



# NAPLAN program roles and responsibilities



# 2023 NAPLAN Figures

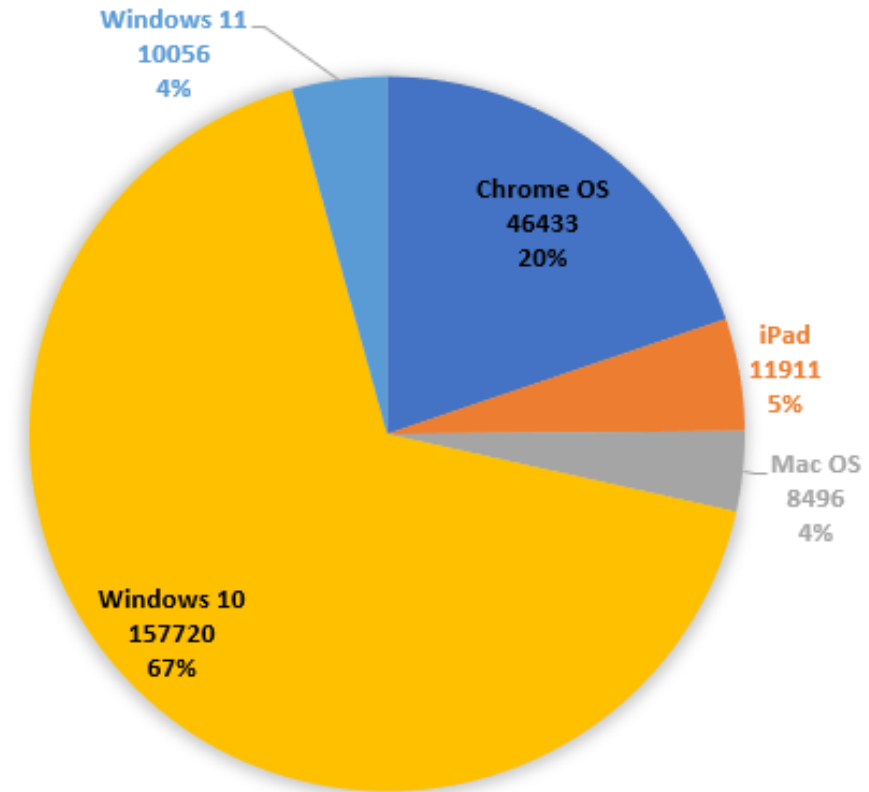
Total Tests submitted (DoE)

853,309

Number of students – years 3, 5, 7 & 9 (DoE)

Approx 230, 000

| Date                  | Daily tests submitted (DoE) |
|-----------------------|-----------------------------|
| Day 1 - 15 March 2023 | 143,510                     |
| Day 2 - 16 March 2023 | 178,293                     |
| Day 3 – 17 March 2023 | 116,363                     |
| Day 4 - 20 March 2023 | 154,242                     |
| Day 5 - 21 March 2023 | 109,007                     |
| Day 6 - 22 March 2023 | 77,044                      |
| Day 7 - 23 March 2023 | 45,447                      |
| Day 8 - 24 March 2023 | 20,106                      |
| Day 9 - 27 March 2022 | 9,297                       |



|        | ChromeOS | iPad   | MacOS  | Windows 10 | Windows 11 |
|--------|----------|--------|--------|------------|------------|
| Year 3 | 14, 323  | 5, 809 | 309    | 44, 223    | 149        |
| Year 5 | 14, 529  | 4, 115 | 379    | 46, 941    | 439        |
| Year 7 | 8, 857   | 979    | 3, 631 | 32, 850    | 5, 656     |
| Year 9 | 8, 724   | 1, 008 | 4, 177 | 33, 706    | 3, 812     |

# Resources, training and familiarisation

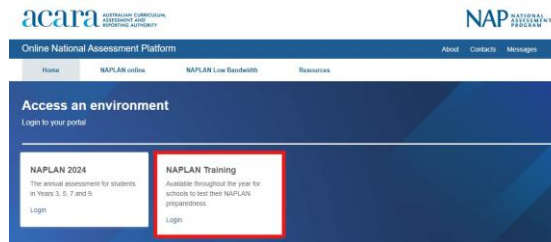
## For staff

- [NESA NAPLAN website](#)
- [DoE NAPLAN getting ready webpage](#)
- [Access tests and resources on the platform](#) [Online National Assessment platform](#)
- [Resources on NESA Schools](#) [Online](#) and [ACARA information for schools](#)
- [Attend NESA training, eLearning](#)
- [Technical preparation T4L - Checking your devices](#)
- [Conduct familiarisation activities](#)  
[Eg run practice sessions in training environment\\*](#)

## For students

- [Demo tests in the locked down browser](#)
- [Public demonstration site](#)
- [ICT skills development QRG on the department](#) [NAPLAN Getting Ready webpage](#)
- [NESA](#) and [ACARA](#) parent and carer information



**Important tip**  
Share resources with  
relevant staff



\*Refer login details in NAPLAN welcome pack sent at the start of Term 1.



# Managed eT4L Windows Devices

- LDB was centrally deployed to all managed windows eT4L devices from 21<sup>st</sup> December 2023
- It is a mandatory install
  - For new or rebuilt devices: the LDB installs after the image building sequence is complete and all latest updates have been applied
- Has been tested on Windows 11 devices

| Device type  | Locked down browser  | Supported operating system              | Hardware   | Not supported   |
|--|--|---|--|---|
| <br>Windows | <br>v5.6.15 (Updated:<br>30-Nov-2023) | Windows 10,<br>version 21H2 or<br>later | PC or tablet capable of running supported operating system, 1GB hard drive space free<br><br>Note: Physical keyboard (wired or wireless) and mouse (or touchpad) are required for Windows touch devices. | Windows RT, Windows 10S, Windows CE, Windows Terminal Services, Virtual Desktop Infrastructure (VDI), Windows 11S, Windows 11SE |





# DoE Managed Chromebook Devices

- LDB was centrally deployed to all enrolled Chromebooks from 9<sup>th</sup> February 2024
- A change will be applied on the 8<sup>th</sup> March 2024 to implement the required accessibility restrictions. This will be reverted on the 28<sup>th</sup> March 2024.

| Device type  | Locked down browser   | Supported operating system      | Hardware  | Not supported  |
|--|---|---------------------------------|---|--|
| <br>Chromebook | <br>v5.6.7 (Updated: 4-Dec-2023) | Chromebook version 113 or later | Chromebook devices manufactured during 2019 or later (for Android app support) AND within the Auto Update Expiration (AUE) date.<br><br>Note: Requires enrolment in the Chromebook Management Console<br><br>Note: Physical keyboard (wired or wireless) and mouse (or touchpad) are required for Chromebook touch devices. | Chromebooks operating outside Chromebook Management Console, ChromeOS Flex, CloudReadyOS |


# DoE Managed Apple Devices

- Mac LDB was made available in DoE Jamf Pro consoles for Self Service from 19<sup>th</sup> January 2024.
- MacOS – Jamf Pro Policy QRG
- iOS – Jamf Pro Deployment QRG


| Device type   | Locked down browser   | Supported operating system | Hardware  | Not supported   |
|---|---|----------------------------|---|---|
| <br>Mac    | <br>v5.7.1 (Updated: 9-Jan-2024)     | macOS 10.15.6 or later     | Mac capable of running supported operating system, 1GB hard drive space free<br><br>Note: Rosetta 2 is required to run the locked down browser on Mac devices with M1 or M2 processors. If Rosetta 2 is not installed on the MacOS device, the user will be automatically prompted to install it the first time the LDB is run. | N/A   |
| <br>iPad | <br>v5.6.30 (Updated: 30-Nov-2023) | iPadOS 15 or later         | iPad Air 2 iPad Pro (1st generation)<br><br>iPad (5th generation)<br><br>Note: Emoji and auto capitalisation to be manually disabled.<br><br>Note: Apple pencil is not supported.   | iPad Mini (all models)<br><br>iPad Air (1st generation) |

# BYOD Devices and non-managed devices


- BYOD Chromebooks are not supported
  - It is a requirement that Chromebooks are enrolled in a Chromebook Management console, preferably DoE's Google domain
- All other BYOD devices must meet ACARAs device requirements

**Screen**

Display must measure 24.6 cm (9.5 inches) diagonally and support resolution of at least 1024 x 768 at 32,000 colours.


**Audio**

Headphones, earphones or earbuds must be available for the spelling and numeracy tests. Bluetooth headphones are supported. Music streaming software (such as iTunes and Spotify) must be closed before the locked down browser is launched on the student device.


**Keyboard**

- Physical keyboard (wired or wireless) is required for laptops and desktop computers.
- Physical keyboard (wired or wireless) is required for Windows touch devices.
- Physical keyboard (wired or wireless) is optional for other devices with a touch screen keyboard, such as tablets.


**Note:** An external keyboard is not necessary for successful interaction with online items when students are responding to tests on tablets (although external keyboards for tablets can still be used if a school prefers this approach).

**Pointing device**


Mouse, trackpad, touchpad or touch screen or other pointing device with which the student is familiar. Apple pencil is not supported.

**Network**

Connected to the internet with at least 100 kilobit per second download and 5 kilobit per second upload for each concurrent device in a test session. [Check current latency](#) between your device and the Assessment Platform.

**Security**

A student's device must be secured so that the student does not have access to unauthorised websites, applications and spell-checking features. A secure [locked down browser app](#) will need to be installed on all student devices to assist with the temporary locking down of devices for the test session.

**Browsers**

School staff and other administrative users can use the following browsers to access the Assessment Platform for administrative purposes.

This also applies for students that have a disability adjustment code that allows them to use a browser instead of the locked down browser.

| Browser           | Supported version |
|-------------------|-------------------|
| Internet Explorer | Not supported     |
| Microsoft Edge    | 92 or later       |
| Firefox           | 102 or later      |
| Safari            | 16 or later       |
| Chrome            | 101 or later      |



# Key points

---

- Locked down browser | Online National Assessment Platform (assessform.edu.au)
  - This site has a common device issues – Advise for school's document.
  - Each of the Locked Down Browser User Guides contain information about collecting log files for troubleshooting.
- Viva Engage Community – NAPLAN Team

# Create a successful NAPLAN

Get ready early!



## Feb 2024



- Attend/access training sessions.
- Train staff in school.
- Create a test schedule.
- Prepare students for NAPLAN by using the demonstration tests provided within the locked down browser or training environment.

## At least a week before



- Manage student information after cutover on 4 March.
- Source headsets/headphones for all students.
- Plan resources for charging devices before, during and after tests.
- Device checks
- Schedule classes to accommodate resource availability.
- Consider splitting classes into smaller groups to make tests easier to manage.

## The day before



- Ensure devices are fully charged.
- Have spare devices, headsets and mice available.
- Have a system in place for preparation and set up.

# Opt-in SMS Service



- An SMS service is available for school staff involved with NAPLAN to receive important time sensitive alerts during the test period if required.
- To opt-in to receive these alerts, scan the QR code and send the pre-populated SMS.
- Alternatively, SMS the word *Subscribe* to 0429 020 640.
- Once you have sent the SMS, you will receive a reply containing a URL link to complete the subscription.
- If you subscribed to the SMS service in 2023, you will automatically be subscribed for 2024

# Where to find help

| Who   | Contact details  |
|---|--|
| <b>NSW Education Standards Authority (NESA)</b><br><i>Provides platform and process support for schools during NAPLAN.</i>  | <b>Email:</b> <a href="mailto:naplan.nsw@nesa.nsw.edu.au">naplan.nsw@nesa.nsw.edu.au</a><br><b>Phone:</b> 1300 119 556 or 02 9367 8382<br><b>Contact hours:</b> Monday – Friday: 8am – 5pm |
| <b>EDConnect</b><br><i>Technical support relating to school devices and networks continues to be provided by EDConnect</i>  | <u><a href="#">Log an online query</a></u><br><br><b>Phone:</b> 1300 32 32 32  |
| <b>Online Assessment ICT Coordinator</b><br><i>Jessica Allison</i><br><i>Level 2 hardware and software support for Online Assessments such as NAPLAN, HSC Min Standards, Check in assessments</i> | <b>Email:</b> <u><a href="mailto:Jessica.allison11@det.nsw.edu.au">Jessica.allison11@det.nsw.edu.au</a></u><br><br><b>EdConnect Queue:</b><br>Online Assessments Escalations               |

# Questions

